

DATA SHEET



ivalua

## Strategy & Analytics

A view into all your projects and all your spend data, like never before



### POWERFUL SPEND ANALYSIS

Find opportunity easily and get spend classifications whenever you want, no need to wait.



### HOLISTIC PROGRAM MANAGEMENT

Have a complete view of all projects and initiatives, keep track of successes and roadblocks.



### AN EYE ON PERFORMANCE

Understand overall performance at the operational, transactional and supplier level.

Strategy & Analytics

Spend Analysis

Savings Tracking

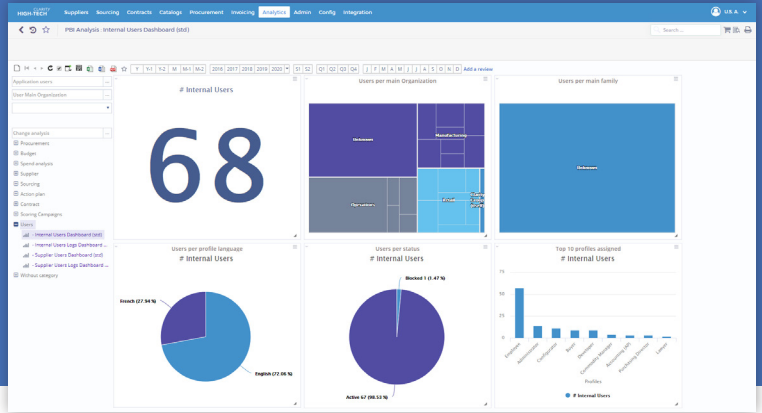
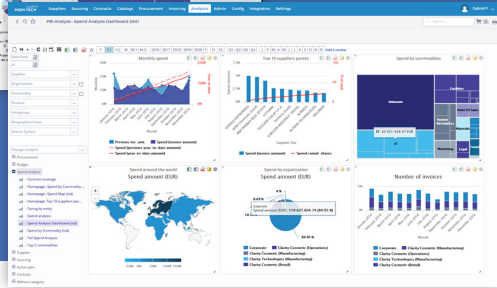
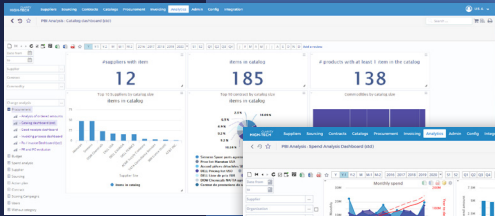
Performance Evaluation

Program Management

Advanced Analytics



“ Advanced reporting and analytics available through internal reports that provide visibility on the entire supply chain and help provide direction on potential optimization opportunities. ”



## Spend Analysis

### Simply understand your spend and take action

- ✓ **Classification, anytime**  
Get spend classifications every day, or whenever you want – no more spend classification by batch or via lengthy monthly refreshes.
- ✓ **Find opportunity**  
Gather, cleanse and classify and enrich spend data to find sourcing opportunities, track compliance and fraud, measure pricing variance and much more.
- ✓ **Simple UI and no black box**  
Use a simple UI not a complex technical tool and get 100% transparency into the process, know exactly how an invoice is classified.
- ✓ **Intelligent classification rules**  
Automatic proposal of classification rules based on activity/data across S2P process.

## Savings Tracking

### Know how your hard work is making an impact

- ✓ **Establish goals and track progress**  
Plan annual savings goals for the sourcing team and track negotiated savings at individual, team and business unit level.
- ✓ **Aggregated view**  
Roll up all sourcing work for an aggregated view of savings vs. the goal, even incorporating actual spend from invoices in the reporting.
- ✓ **Project management**  
Organize a team and project manage their tasks, dependencies and timing.

## Gather and understand performance data on suppliers and buyers

### ✓ **Supplier performance**

Evaluate and analyze suppliers across multiple performance and risk dimensions and prevent issues before they occur.

### ✓ **Operational performance**

Evaluate buyers on workload, productivity, savings, cycle times and stakeholder satisfaction.

### ✓ **Campaign management**

Full campaign management tools to support evaluations (templates, communications, stakeholders, etc.)

### ✓ **Powerful, robust survey tool**

Use existing template or easily build new survey for different needs and get full data analysis on responses and participation.

## Performance Evaluation

## Robust project management and collaboration for all your initiatives

### ✓ **Manage the procurement pipeline**

Keep track of all procurement projects, initiatives and the relevant stakeholders to have a global view of activities.

### ✓ **Visibility and participation across stakeholders**

Enable stakeholders outside of procurement to communicate, plan, manage tasks, upload docs and track progress of projects they are involved in.

### ✓ **Direct access to information**

Link projects to sourcing, contracts, requisitions, orders, invoices, performance evaluations, etc. for a full view of all activities in procurement that affect the project.

## Program Management

## Play with your data at a deeper level

### ✓ **Configure cube-based analytics**

Extend and configure cube-based analytics and dashboards. Customize analytics cubes with indicators and dimension.

### ✓ **Combine data from various sources**

Analyze new indicators from ERP, legacy systems or 3rd party sources and combine with your procurement data.

### ✓ **Build powerful insights**

Construct custom dashboards for suppliers, executives, lines of business and more without deep technical skills.

## Advanced Analytics